

# WELCOME PARENTS!

*Back to School Night*  
*September 9, 2020*



Please rename yourselves with your child's # and full name.

PowerPoint presentation and recorded zoom will be sent out to parents.





# introduction

Ms. Nicole Martinez

- I was born and raised in the Philippines.
- 4<sup>th</sup> year of teaching!
- I have a Bachelor's degree in Elementary Education major in Special Education





# introduction

Mrs. Sarah Ray



# General Overview of what we are learning:

## Religion

- ❑ God
- ❑ The Holy Trinity
- ❑ Sacraments- Baptism
- ❑ Church Structure
- ❑ Christian Life
- ❑ Prayers
  - Sign of the Cross
  - The Lord's Prayer (Our Father)
  - Hail Mary
  - Glory Be
  - Prayer before meal (Bless us O Lord)
  - Guardian Angel Prayer (Angel of God)

## Math

- ❑ Addition and subtraction- strategies, their relationship
- ❑ Modeling numbers (ones and tens);
- ❑ Comparing Numbers (Greater than, less than);
- ❑ Time
- ❑ Measurement; shapes

# English Language Arts

**Word Study-** reviewing phonemic awareness, learning the most common sound/spellings, and decoding words and developing spelling

**Fluency-** Fry's 1<sup>st</sup> and 2<sup>nd</sup> 100 sight words, fluency passages.

**Grammar & Writing-** the writing process; penmanship; grammar, usage, and mechanics; listening, speaking, viewing; spelling and study skills.

**Reading Comprehension-** comprehension and inquiry



# Science

- ❑ States of matter
- ❑ Animals and Environments
- ❑ Weather and Seasons

# Social Studies

- ❑ Family & Jobs
- ❑ Community, being good citizens
- ❑ Our Country



# Homework

Homework is expected to be completed daily, but will not be due until the **Thursday** of that week. Submit through Seesaw. This includes:

1. Go Math Standards Practice book
2. Sight Word Notebook
3. Raz-kids (2 books)

\*Handwriting packet (will be collected every end of the month)

\*Art activities/work will be collected as well



# homework

## Go Math Standards Practice book

- ✓ Make sure to write the date on each pages.

Front & back page each day

## Reading

- ✓ Read and record 2 books per week.
- ✓ To start have your child do the level up!
- ✓ They will read the books assigned on LEVEL UP! Listen, Read and Record.

## Sight Word Journal

- ✓ Make sure to write the date on each page.
- ✓ Choose an activity on the menu
- ✓ Write the sight words of the week.
- ✓ Please utilize the pages of the notebook.

## Handwriting

- ✓ Students must work on their handwriting.
- ✓ Handwriting packet will be collected every end of the month.
- ✓ Date of submission to be announced.



# first grade apps

## 1. Zoom

Make sure your Child's Zoom account name is his/her class # and full name.



## 2. Seesaw


Most of our activities requires them to read and record. Post weekly homework here.



Make sure they listen/ read and follow instructions.

## 3. Raz-kids

Good tool to practice reading. Part of our weekly homework. Great practice for 2<sup>nd</sup> grade AR. CAN BE USED AS A PRACTICE FOR YOUR CHILD.





## 4. ST MATH

Weekly goal- 60%. Parents are not supposed to help students with ST MATH.





## 5. Freckle

Tool for Math fluency. May use for extra activity.



# practice apps




# Weekly Tests

## Every Fridays

1. Word Study
2. Sight Words

## Scheduled

1. Math
2. Religion- Prayers







Before submitting on Seesaw,  
please make sure your child....

1. follows instructions/ directions.
2. writes their numbers or letters correctly.
3. answers all the questions.
4. answers the correct pages.

Take time to train your child to submit their work on Seesaw.





# Behavior Expectations

To ensure that all students are following our Classroom Rules & Tribes Community Agreements, first grade will be using a ***clip chart***. Students may clip up for making good choices. Students may clip down for making poor choices. Here are the colors below:

**Pink**-- SUPER STUDENT!

**Purple**-- Awesome Behavior

**Green**-- Ready to Learn

**Yellow**-- Think about it



# First Grade Grading System

## First Grade Grading System (DISTANCE LEARNING)



<p style="text-align: center;"><b>Math</b></p> <ul style="list-style-type: none"><li>○ 15% Classwork</li><li>○ 20% Homework</li><li>○ 20% Participation</li><li>○ 15% ST MATH</li><li>○ 30% Tests</li></ul>	<p style="text-align: center;"><b>Language</b></p> <ul style="list-style-type: none"><li>○ 20% Grammar &amp; Writing</li><li>○ 20% Participation</li><li>○ 20% Sight Word Journal</li><li>○ 40% Tests &amp; Projects</li></ul>
<p style="text-align: center;"><b>Reading</b></p> <ul style="list-style-type: none"><li>○ 20% Word Study</li><li>○ 15% Raz-kids</li><li>○ 20% Reading Comprehension</li><li>○ 10% Homework</li><li>○ 15% Book Reports</li><li>○ 20% Participation</li></ul>	<p style="text-align: center;"><b>Religion</b></p> <ul style="list-style-type: none"><li>○ 20% Classwork</li><li>○ 35% Prayer Test</li><li>○ 25% Homework &amp; Projects</li><li>○ 20% Participation</li></ul>
<p style="text-align: center;"><b>Science, Social Studies, Art</b></p> <ul style="list-style-type: none"><li>○ 45% Classwork</li><li>○ 35% Homework &amp; Projects</li><li>○ 20% Participation</li></ul>	





# How can a parent be effective during distance learning ?

## **PARENT'S ROLE (HOW CAN YOU SUPPORT YOUR CHILD AT HOME?)**

1. Ensure your child is ready for the day and can access Zoom.
2. Support your child in having a learning space free of distractions.
3. Provide support and document struggles
4. Communicate with the teacher about successes and struggles.
5. Make sure your child has all the materials ready for the day/ week.
- 6 Submit your child's activities.

## **HOW CAN YOU SUPPORT YOUR CHILD AT HOME BEFORE/ DURING ASSESSMENTS?**

1. Remind your child to complete the assessment independently and to do his/her best.
2. Remind your child that the purpose of assessment is to show the teacher what they have learned.
3. Give your child time and space to complete the assessment.
4. Allow him/her to wrestle with problems
5. Don't intervene unless he/she has a question
6. If your child has a question, provide clarity on the task without giving him/her the answer.
7. Review the directions
8. Ask him/her to reread the question
9. Ask him/her to rephrase the task/question in his/her own words
10. Be sure that your tone and facial expressions are neutral
11. Remind your child it's okay to make a mistake. Mistakes are valuable information for teachers.





# picture day schedule

Our Picture Day is coming up on 9/17/2020

- Parents are asked to wait outside of Room 6 or 7 and not accompany their student inside for picture-taking, in an effort to keep the process moving and to limit the amount of contact between people.
- **FORMAL MASS UNIFORMS, CAMERA READY.** Due to COVID-19 precautions, there will not be parent volunteers to groom your students before they take their photo. Make sure their uniforms are complete and that hair is combed as you want it to be photographed.
- Please be on time for your appointment.

<https://www.signupgenius.com/go/10C0D4FA4AE22A5F5CE9-picture>



# PARENT-TEACHER CONFERENCE

- ✓ Noon dismissal for that full week
- ✓ October 6<sup>th</sup>-8<sup>th</sup>
- ✓ Please view the sign up and find the convenient time to meet me. You will have the opportunity to ask questions and discuss your child's progress during your conference time.

<https://www.signupgenius.com/go/9040548A5AB2BABFF2-msmartinez>



# Parent-Teacher Communication

- ✓ Office Hours: 7:30-8:15am/ 3-4pm  
Band app: Students Off-limits. Private chat.  
Email: [nmartinez@stanthonygardena.org](mailto:nmartinez@stanthonygardena.org)

\*Avoid interrupting our Zoom class for concerns/questions. Please send us a **private chat** on band.



# reminders

1. Read emails, agendas, announcements & attachments.
2. If you have any concerns/ questions that only relates to your child, PLEASE send us a **PRIVATE CHAT** on band or **email** me.
3. Train your child to navigate through their stuff and apps.
4. FIRST GRADE BINDER- use a book mark, paperclip or a colored post-it notes.

<https://www.amazon.com/Cute-Bookmark-Paper-Clips/s?k=Cute+Bookmark+Paper+Clips>

<https://www.amazon.com/Page-Marker-Sticky-Notes-Made/dp/B07BKTRTKM>

# Calling all Tremendous Parents!

If you have pictures throughout the day of your child working on an assignment, or doing some physical activity outside we would LOVE to see them. You may post it on Seesaw and I'll put it in a folder.





# Thank you!



We know how difficult this transition to Virtual Learning has been to everyone. Parents, students and teachers alike!

We would like to say a huge **THANK YOU** to everyone who has shown their support, engaged us with questions or concerns, and taken the time to learn all these new platforms!





And remember we are in this together!

