

August

Sight Word Menu

Keep this menu in your folder or on the front of your refrigerator all month. Have fun practicing!

Choose a new activity each time you practice your sight words. You can do an activity more than once, but try not to do the same activities two weeks in a row.

Hide a word

Draw a picture and hide your sight words in the drawing. See if an adult can find them!

MEMORY

Write each of your words on two different index cards. Turn all the cards face down and mix them up. Flip over two cards at a time and try to make a match.

HOPSCOTCH

Make a hopscotch board on your sidewalk with chalk. Write words instead of numbers and HOP your words!

3 Times Each
Write your sight words 3 times each in your best handwriting.

Chalk Talk

Write your sight words with chalk on the sidewalk.

FINGER WRITING

Write each word on someone's back. Have them try to guess which word it is. Let them try writing on your back next!

Rainbow Words

Write your words in different colors.



Fancy Fingers
Use your fanciest handwriting to write your words with curly, dotty, or other fancy letters.

Rice Tray

Ask an adult to put some dry rice on a cookie sheet. Use your finger to write your words into the rice.

Cheer Your Words

Pretend you're a cheerleader and spell cheer your words to someone at home.

Flash Writing
In a dark room, use a flash light to write letters in the air.

Sign Your Words
Use sign language to finger spell your words. Find the alphabet on the back of this paper.

Computer Fun

Use your computer to type out your words. Use different fonts to make it look really fun. Have an adult help you email it to me at :

STICK SCRIPT

Use a stick to write your sight words in the dirt.

Practice Test

Have an adult at home give you a practice test on your sight words.



ccosgray2016

September

Sight Word Menu

ABC

Write your sight words in ABC order

Fancy Fingers

Use your fanciest handwriting to write your words with curly, dotty, or other fancy letters.

Rice Tray

Ask an adult to put some dry rice on a cookie sheet. Use your finger to write your words into the rice.

3 Times Each

Write your sight words 3 times each in your best handwriting.

Super Sentences

Write a sentence for each sight word.

Awesome Author

Write a story using all of your sight words. Underline the sight words in the story.

Cheer Your Words

pretend you're a cheerleader and spell cheer your words to an adult at home.

Word Pyramids

Write words in a pyramid:

w
wo
wor
word
words

Rainbow Words

Write your words in different colors



Magnet Magic

Use magnetic letters to make your sight words on the refrigerator.

STICK SCRIPT

Use a stick to write your sight words in the dirt.

Hide a word

Draw a picture and hide your sight words in the drawing. See if an adult can find them!

RANSOM NOTE

Use letters cut from a newspaper or magazine to make your sight words. Glue them to a piece of paper and show it to your teacher.

Practice Test

Have an adult at home give you a practice test on your sight words.

TILE

TIME

Use Scrabble tiles, alphabet cereal, or abc macaroni to make your sight words.

Computer Fun

Use your computer to type out your words. Use different fonts to make it look really fun. Have an adult help you email it to me at :

Choose a new activity each time you practice your sight words. You can do an activity more than once, but try not to do the same activities two weeks in a row. Keep this menu in your folder or on the front of your refrigerator all month. Have fun practicing!



October

Sight Word Menu

Letter Writing

Write a letter to a friend or family member. Tell them all about your sight words for this week.

ChooChooWords

Write your entire sight list end-to-end as one long word. Use different colors of crayon or ink for each new word.

MEMORY

Write each of your words on two different index cards. Turn all the cards face down and mix them up. Flip over two cards at a time and try to make a match.

Awsome Author

Write a story using all of your sight words. Underline the sight words in the story.

RANSOM NOTE

Use letters cut from a newspaper or magazine to make your sight words.

Sign Your Words

Use sign language to finger spell your words. Find the alphabet on the back of this paper.

Fancy Fingers

Use your fanciest handwriting to write your words with curly, dotted, or other fancy letters.

Practice Test

Have an adult at home give you a practice test on your sight words.

STICK SCRIPT

Use a stick to write your sight words in the dirt.

Rhyming Words

Write each sight word and a word that rhymes. If you need to make up a rhyming word that is fine, as long as it follows the same spelling pattern.

Computer Fun

Use your computer to type out your words. Use different fonts to make it look really fun. Have an adult help you email it to me at :

Super Sentences

Write a sentence for each sight word.

Sight Word Flowers

Draw a picture of a large flower. Write each of your sight words on one of the flower petals or on a leaf. Draw extra flowers if you run out of room.

HOPSCOTCH

Make a hopscotch board on your sidewalk with chalk. Write words instead of numbers and HOP your words!

Choose a new activity each time you practice your sight words. You can do an activity more than once, but try not to do the same activities two weeks in a row.

Keep this menu in your folder or on the front of your refrigerator all month. Have fun practicing!



November

Sight Word Menu

Choose a new activity each time you practice your sight words. You can do an activity more than once, but try not to do the same activities two weeks in a row. Keep this menu in your folder or on the front of your refrigerator all month. Have fun practicing!

Computer Fun


Use your computer to type out your words. Use different fonts to make it look really fun. Have an adult help you email it to me at :

Cheer Your Words

Pretend you're a cheerleader and spell cheer your words to someone at home.

Practice Test

Have an adult at home give you a practice test on your sight words.



TURKEY

Draw a picture of a large turkey. Write each of your sight words on one of the turkey feathers. Draw extra feathers if you run out of room.

Hide a word

Draw a picture and hide your sight words in the drawing. See if an adult can find them!

RANSOM NOTE

Use letters cut from a newspaper or magazine to make your sight words.

MEMORY

Write each of your words on two different index cards. Turn all the cards face down and mix them up. Flip over two cards at a time and try to make a match.

Rainbow Words

Write your words in different colors.



Magnet Magic

Use magnetic letters to make your sight words on the refrigerator.

Sign Your Words

Use sign language to finger spell your words. Find the alphabet on the back of this paper.

Fancy Fingers

Use your fanciest handwriting to write your words with curly, dotted, or other fancy letters.

STICK SCRIPT

Use a stick to write your sight words in the dirt.

3 Times Each

Write your sight words 3 times each in your best handwriting.





December

Sight Word Menu

Choose a new activity each time you practice your sight words. You can do an activity more than once, but try not to do the same activities two weeks in a row.

Keep this menu in your folder or on the front of your refrigerator all month. Have fun practicing!

Silly Sentences

Write **SILLY**
SENTENCES
USING each of
your **Sight**
Words.

Fancy Fingers

Use your fanciest
handwriting to
write your words
with *curly, dotty,*
or other *fancy*
letters.

FINGER WRITING

Write each word
on someone's back.
Have them try to
guess which word
it is. Let them try
writing on your
back next!



Write your
sight words
in ABC
order.

Sign Your Words

Use sign language
to finger spell
your words. Find
the alphabet on
the back of this
paper

Computer Fun

Use your computer to type
out your words. Use
different fonts to make it
look really fun. Be sure to
print it out and put in your
homework folder. Or, have
an adult help you email it
to me at :

Flash Writing
In a dark
room, use a
flash light to
write letters in
the air.

Newsworthy

Search a
newspaper
page and
circle each
letter of a
sight word as
you find it.




Snowman

Draw a picture of a
large snowman.
Write each of your
sight words on one of
the body parts. Draw
more snowmen if you
run out of room.

Practice Test

3Times Each

Write each word three times in
your very best handwriting



Sight Word Menu

January

Letter Writing

Write a letter to a friend or family member. Tell them all about your sight words for this week.

Rhyming Words

Write each sight word and a word that rhymes. If you need to make up a rhyming word that is fine, as long as it follows the same spelling pattern.

Chalk Talk

Write your sight words with chalk on the sidewalk.



3 Times Each

Write your sight words 3 times each in your best handwriting.

TILE

TIME

Use Scrabble tiles, alphabet cereal, or abc macaroni to make your sight words.

Sign Your Words

Use sign language to finger spell your words. Find the alphabet on the back of this paper.

Hide a Word

Draw a picture and hide your sight words in the drawing. See if an adult can find them!

Fancy Fingers

Use your fanciest handwriting to write your words with curly, dotty, or other fancy letters.

Super Sentences

Write a sentence for each sight word.

Rice Tray

Ask an adult to put some dry rice on a cookie sheet. Use your finger to write your words in the rice.

Cheer Your Words

Pretend you're a cheerleader and spell cheer your words to someone at home.

Word Pyramids

Write your words in a pyramid.


w
wo
word
words

Choose a new activity each time you practice your sight words. You can do an activity more than once, but

try not to do the same activities two weeks in a row.

Keep this menu in your folder or on the front of your refrigerator all month. Have fun practicing!

Practice Test



February

Sight Word Menu

MEMORY

Write each of your words on two different index cards. Turn all the cards face down and mix them up. Flip over two cards at a time and try to make a match.

~~Flash Writing~~
In a dark room, use a flash light to write letters in the air.

Word Search
Use a computer to make a word search puzzle.

puzzlemaker.discoveryeducation.com

Fan Favorite
Do your favorite sight word task from previous menus!

Super Sentences
Write a sentence for each sight word.

Awesome Author
Write a story using all of your sight words. Underline the sight words in the story.

ChooChooWords
Write your entire sight word list end-to-end as one long word. Use different colors of crayon or ink for each new word.

Newsworthy
Search a newspaper page and circle each letter of a sight word as you find it.

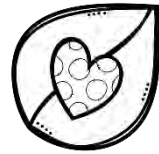
Flash Cards
Write each of your sight words on index cards. Ask a friend to quiz you to read and spell each word.

FINGER WRITING
Write each word on someone's back. Have them try to guess which word it is. Let them try writing on your back next!



Word Pyramids
Write your words in a pyramid.

w
wo
wor
word
words

Sign Your Words
Use sign language to finger spell your words. Find the alphabet on the back of this paper



Choose a new activity each time you practice your sight words. You can do an activity more than once, but try not to do the same activities two weeks in a row. Keep this menu in your folder or on the front of your refrigerator all month. Have fun practicing!



March



Sight Word Menu

Fancy Fingers

Use your fanciest handwriting to write your words with curly, dotty, or other fancy letters.

Rainbow Words

Write your words in different colors.



Awesome Author

Write a story using all of your sight words. Underline the sight words in the story.

STICK SCRIPT

Use a stick to write your sight words in the dirt.

Chalk Talk

Write your sight words with chalk on the sidewalk.

Cheer Your Words

Pretend you're a cheerleader and spell cheer your words to someone at home.

ABC

Write your sight words in ABC order.

Hide a word

Draw a picture and hide your sight words in the drawing. See if an adult can find them!

Rice Tray

Ask an adult to put some dry rice on a cookie sheet. Use your finger to write your words in the rice.

Sight Word Flowers

Draw a picture of a large flower. Write each of your sight words on one of the flower petals or on a leaf. Draw extra flowers if you run out of room.

SILLY SENTENCES

Write SILLY SENTENCES

USING EACH OF your Sight Words.

Rhyming Words

Write each sight word and a word that rhymes. If you need to make up a rhyming word that is fine, as long as it follows the same spelling pattern.

3 Times Each

Write each word three times in your very best handwriting.

Magnet Magic

Use magnetic letters to make your sight words on the refrigerator.

Practice Test

Choose a new activity each time you practice your sight words. You can do an activity more than once, but try not to do the same activities two weeks in a row. Keep this menu in your folder or on the front of your refrigerator all month. Have fun practicing!





Sight Word Menu

April



Silly Sentences

Write SILLY
SENTENCES USING
each of your
Sight Words.

Fan Favorite

*Do your favorite
sight word task
from previous
menus!*

Sign Your Words

Use sign language to
finger spell your
words. Find the
alphabet on the back
of this paper.

Word Pyramids

Write words in a pyramid:

w
wo
wor
word
words

HOPSCOTCH

Make a hopscotch
board on your sidewalk
with chalk.

Write words instead
of numbers and HOP
your words!

Flash Cards
**Write each of
your sight words
on index cards.
Ask a friend to
quiz you to read
and spell each
word.**

Word Search

Use a computer
to make a word
search puzzle.

[puzzlemaker.discovery
education.com](http://puzzlemaker.discoveryeducation.com)

TILE TIME

Use Scrabble tiles,
alphabet cereal,
or abc macaroni
to make your
sight words.

FINGER WRITING

Write each word on
someone's back. Have
them try to guess
which word it is. Let
them try writing on
your back next!

Letter Writing

Write a letter to a friend
or family member. Tell
them all about your sight
words for this week.

Newsworthy

Search a
newspaper page
and circle each
letter of a
sight word as
you find it.

~~Flash Writing~~
In a dark room,
use a flash light
to write letters in
the air.

ChooChooWords


*Write your entire
sight word list end-
to-end as one long
word. Use different
colors of crayon or ink
for each new word.*

Hide a word

Draw a picture and
hide your sight words
in the drawing. See if
an adult can find them!

RANSOM NOTE

Use letters cut
from a
newspaper or
magazine to
make your
sight words.




Choose a new activity each time you practice your sight
words. You can do an activity more than once, but try
not to do the same activities two weeks in a row.
Keep this menu in your folder or on the front of your
refrigerator all month. Have fun practicing!

Sight Word Menu

May

Choose a new activity each time you practice your sight words. You can do an activity more than once, but try not to do the same activities two weeks in a row. Keep this menu in your folder or on the front of your refrigerator all month. Have fun practicing!



A B C

Write your sight words in ABC order.

SILLY SENTENCES
Write SILLY SENTENCES USING each of your SIGHT WORDS.

Rice Tray

Ask an adult to put some dry rice on a cookie sheet. Use your finger to write your words in the rice.

HOPSCOTCH

Make a hopscotch board on your sidewalk with chalk. Write words instead of numbers and HOP your words!

STICK SCRIPT
Use a stick to write your sight words in the dirt.

Sign Your Words

Use sign language to finger spell your words. Find the alphabet on the back of this paper.

Word Search
Use a computer to make a word search puzzle.
puzzlemaker.discoveryeducation.com

3 Times Each
Write your sight words 3 times each in your best handwriting.

Sight Word Flowers

Draw a picture of a large flower. Write each of your sight words on one of the flower petals or on a leaf. Draw extra flowers if you run out of room.

Awesome Author
Write a story using all of your sight words. Underline the sight words in the story.

Chalk Talk

Write your sight words with chalk on the sidewalk.

Computer Fun



























Use your computer to type out your words. Use different fonts to make it look really fun. Have an adult help you email it to me at :

Practice Test

Fan Favorite

Do your favorite sight word task from previous menus!



					
A	B	C	D	E	F
					
G	H	I	J	K	L
					
M	N	O	P	Q	R
					
S	T	U	V	W	X
					
		Y	Z		