

# Stone Soup

## A Literature Unit



By Heidi Harrell

Thank you so much for purchasing my Stone Soup unit! This is my very favorite story to do in the fall/winter. It is usually our first folktale of the year and I love how it comes in so many different forms. I read several versions of this story. We compare and contrast the stories, talk about how the main lesson is the same in each story, and how the story reflects the culture that it comes from.

At the end of the unit we send home our request note (included) and ask students to bring in a canned or frozen veggie to add to our soup (raw veggies do not cook enough in a crock pot unless you precook them some). We mix all of our veggies together with chicken broth, and some spices and of course a stone (yes, a real stone, I wash it in the dishwasher) and throw it in the crockpot and cook it all day. At the end of the day we eat our soup and complete the writing activities to go with the cooking. It is always something my students remember at the end of the year. I think it really helps build our classroom bonds and it a great unit to use near the holidays as the lists of wants start to grow. It shows students that sharing and giving makes us all better.






I hope you enjoy this unit. Please come visit my blog

<http://inthatroomwithheidiharrell.blogspot.com/>



All graphics are property of djinkers.com and fonts are from  
Kevin and Amanda.com

# Some of my Favorites

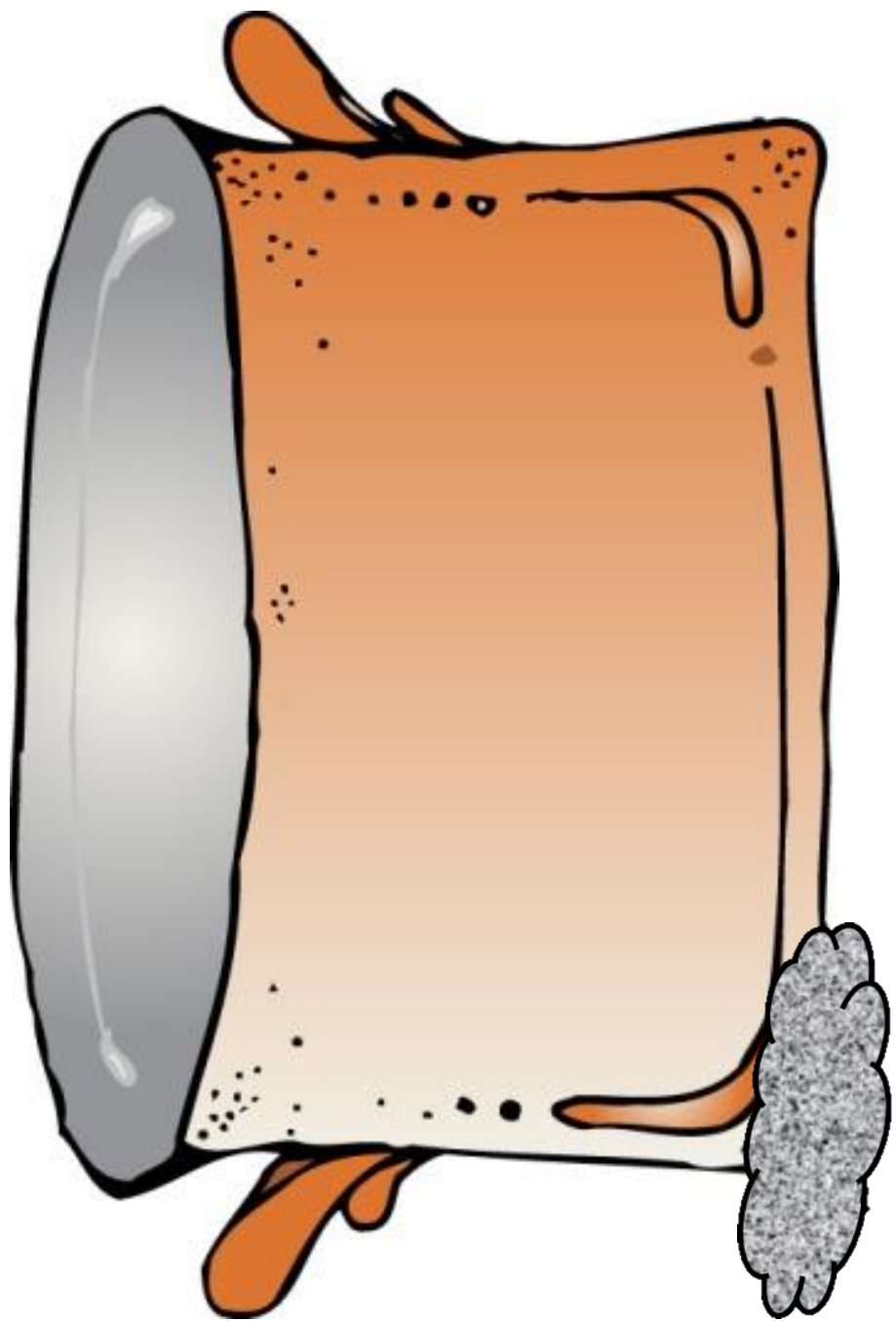




# My Stone Soup Folder

## By

---



**Setting/Time:**


**Characters:**

**Title:**

**Author:**

**Main Problem:**

**Solution:**



**Setting/Time:**

**Characters:**

**Title:**

**Author:**

**Main Problem:**

**Solution:**



# Stone Soup

Beginning

Middle

End

Do you think the soldiers had made  
Stone Soup before? Why or why  
not?



I can infer that the soldiers had made  
Stone Soup before.

evidence

evidence


evidence

# Stone Soup


# Nail Soup

---

name











# Both Stories




---

Name \_\_\_\_\_




	Both Stories	
--	-----------------	--



Cut, paste and use to customize charts or flipbooks for comparing and contrasting.



# My Favorite Version of the Story Was....





Because \_\_\_\_\_

\_\_\_\_\_

\_\_\_\_\_



# My Favorite Version of the Story Was....






Because \_\_\_\_\_

\_\_\_\_\_

\_\_\_\_\_

# My Favorite Version of the Story Was....



Because \_\_\_\_\_

\_\_\_\_\_

\_\_\_\_\_

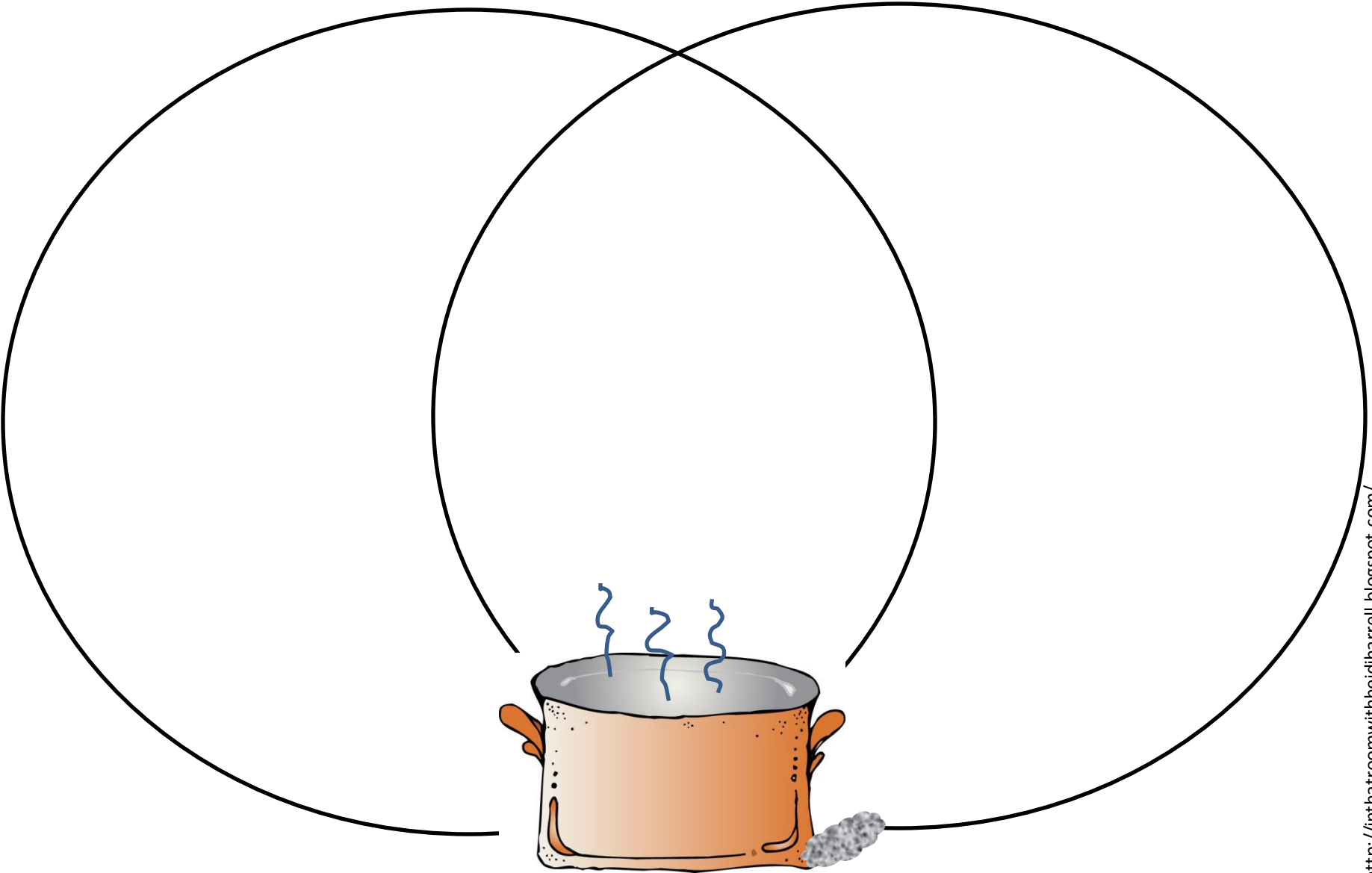
My Favorite Version of the Story  
Was....

Because\_\_\_\_\_

\_\_\_\_\_

\_\_\_\_\_◆

# Stone Soup Compare and Contrast



**Name**

**Author:**

**Title:**

**Setting**

**Characters**

**Problem**

**Solution**

*The Main Idea/Lesson Learned*

```
graph TD; A[The Main Idea/Lesson Learned] --- B[Supporting Detail]; A --- C[Supporting Detail]; A --- D[Supporting Detail];
```

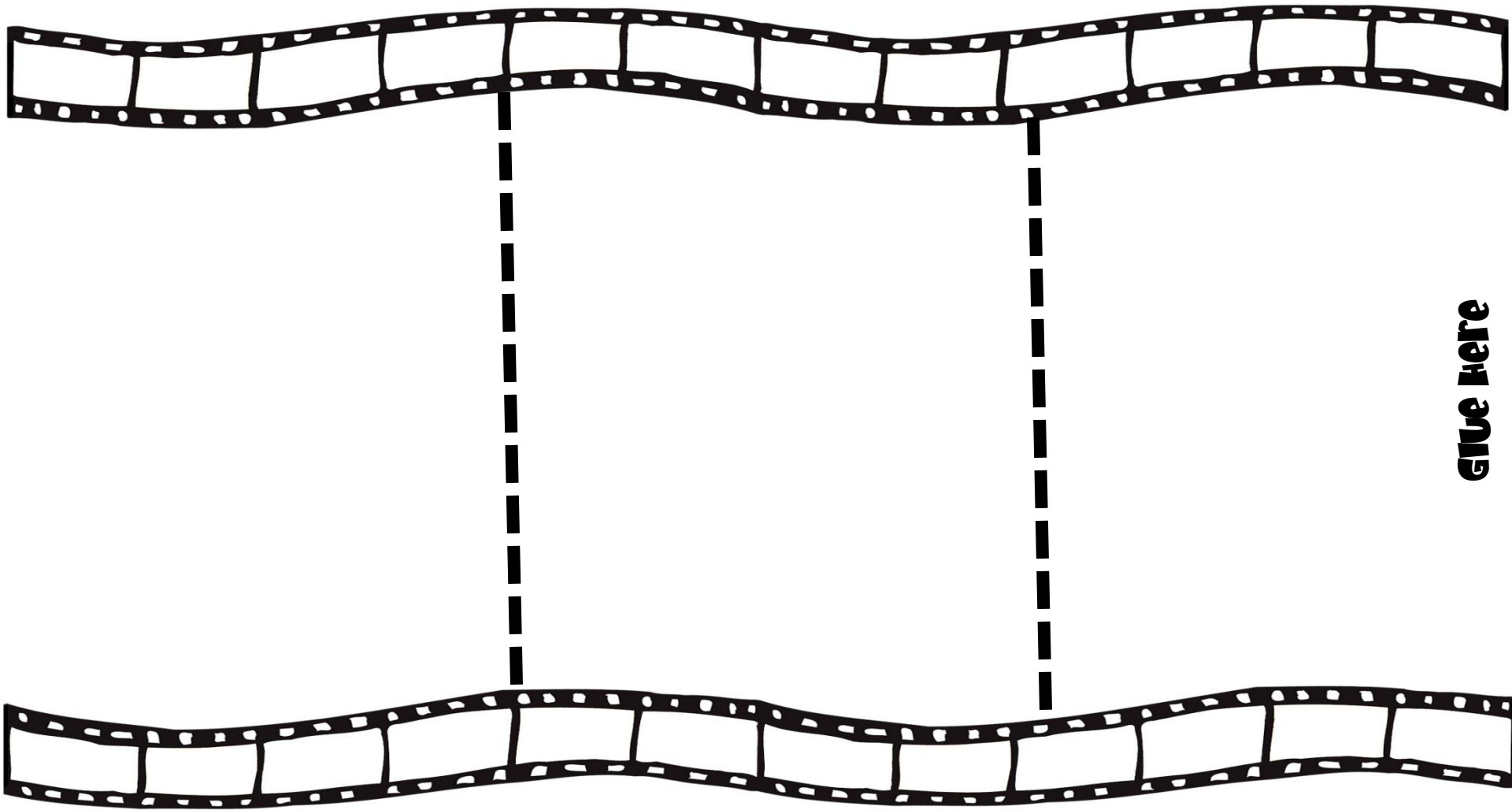
*Supporting Detail*

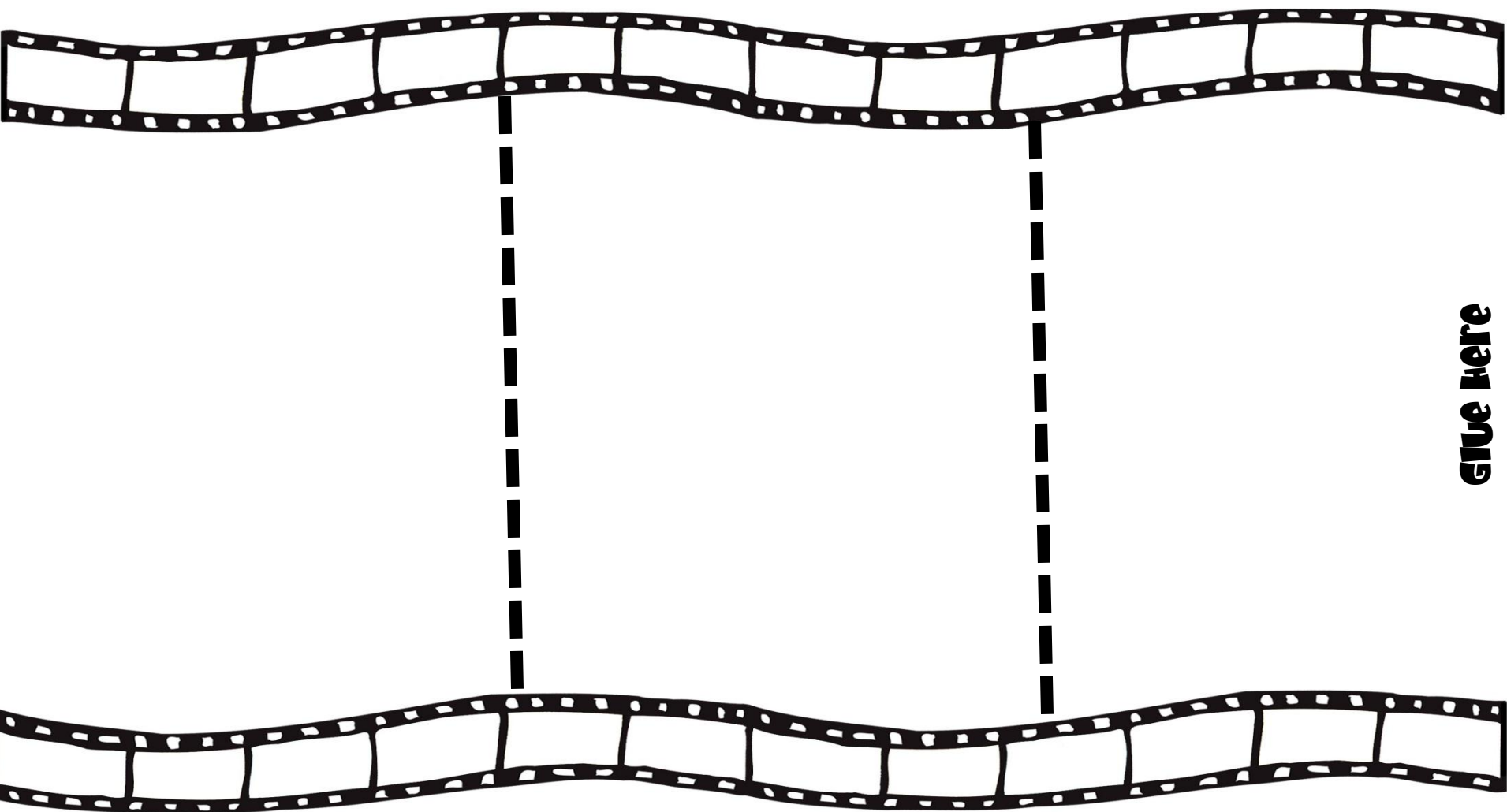
*Supporting Detail*

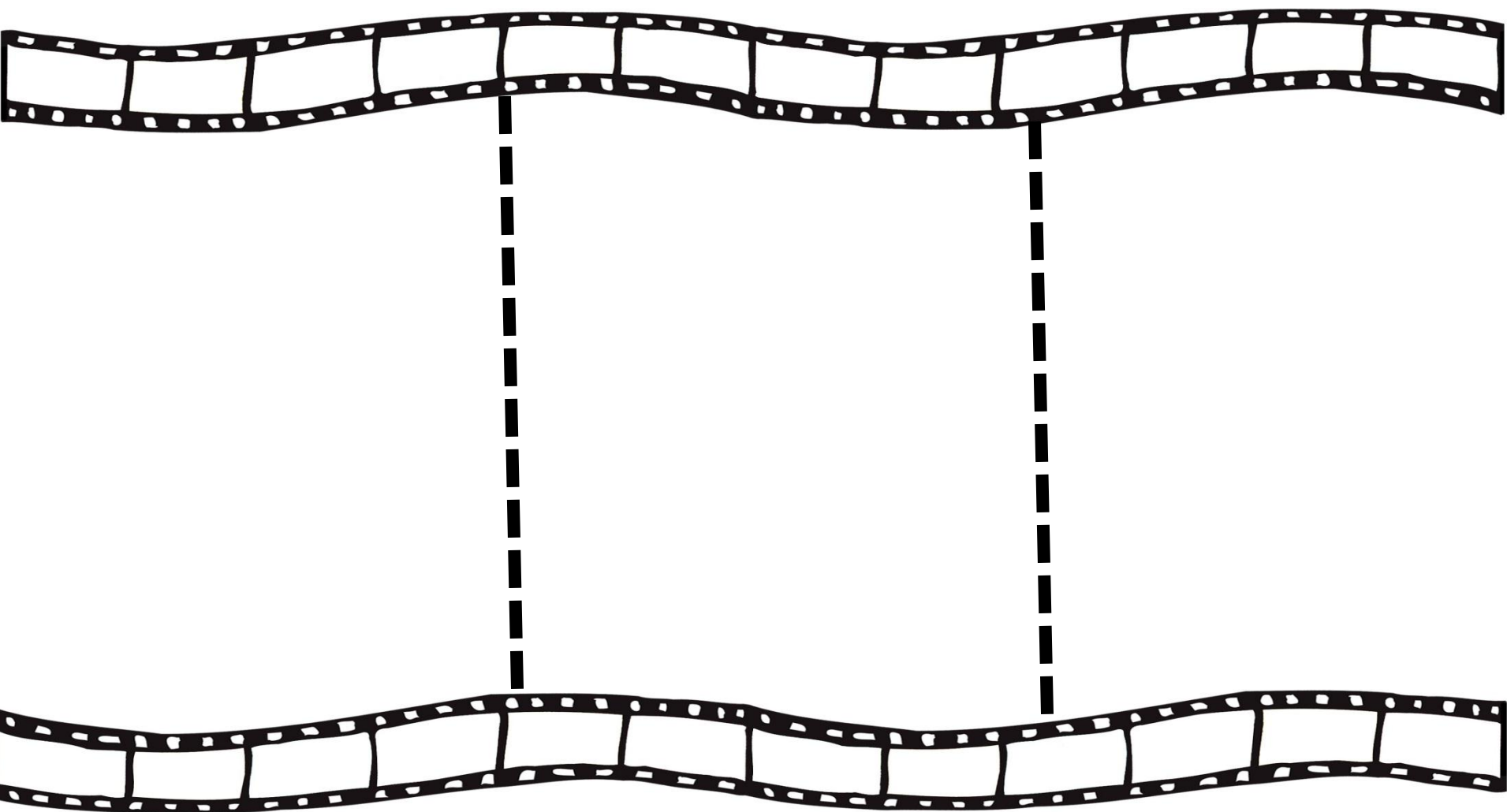
*Supporting Detail*



# I Made a Movie IN My Mind...








*All of the stories were the same  
because they all had....*

Two large, empty rectangular boxes with dashed borders, positioned on either side of the word 'and'.

*and*

One way I share with others is ....



# “Soup”er Dictionary Detectives!

I looked up the word PEASANT.

I found it on page \_\_\_\_\_

The guide words on the page are

\_\_\_\_\_ and \_\_\_\_\_

It is a noun verb adjective adverb preposition (circle one).

It means

---

---

---

A sentence with the word

---

---

---



I looked up the word CELLAR.

I found it on page \_\_\_\_\_

The guide words on the page are

\_\_\_\_\_ and \_\_\_\_\_

It is a noun verb adjective adverb preposition (circle one).

It means

---

---

---

A sentence with the word

---

---

---



I looked up the word BANQUET.

I found it on page \_\_\_\_\_

The guide words on the page are

\_\_\_\_\_ and \_\_\_\_\_

It is a noun verb adjective adverb preposition (circle one).

It means

---

---

---

A sentence with the word

---

---

---



I looked up the word VILLAGE.

I found it on page \_\_\_\_\_

The guide words on the page are

\_\_\_\_\_ and \_\_\_\_\_

It is a noun verb adjective adverb preposition (circle one).

It means

---

---

---

A sentence with the word

---

---

---



I looked up the word FAMINE.

I found it on page \_\_\_\_\_

The guide words on the page are

\_\_\_\_\_ and \_\_\_\_\_

It is a noun verb adjective adverb preposition (circle one).

It means

---

---

---

A sentence with the word

---

---

---



I looked up the word CURIOSITY.

I found it on page \_\_\_\_\_

The guide words on the page are

\_\_\_\_\_ and \_\_\_\_\_

It is a noun verb adjective adverb preposition (circle one).

It means

\_\_\_\_\_  
\_\_\_\_\_  
\_\_\_\_\_

A sentence with the word

\_\_\_\_\_  
\_\_\_\_\_  
\_\_\_\_\_



I looked up the word GENEROUS.

I found it on page \_\_\_\_\_

The guide words on the page are

\_\_\_\_\_ and \_\_\_\_\_

It is a noun verb adjective adverb preposition (circle one).

It means

---

---

---

A sentence with the word

---

---

---





I looked up the word GRACIOUS.

I found it on page \_\_\_\_\_

The guide words on the page are

\_\_\_\_\_ and \_\_\_\_\_

It is a noun verb adjective adverb preposition (circle one).

It means

---

---

---

A sentence with the word

---

---

---



I looked up the word AGREEABLE.

I found it on page \_\_\_\_\_

The guide words on the page are

\_\_\_\_\_ and \_\_\_\_\_

It is a noun verb adjective adverb preposition (circle one).

It means

---

---


---

A sentence with the word

---

---

---



I looked up the word \_\_\_\_\_.

I found it on page \_\_\_\_\_

The guide words on the page are

\_\_\_\_\_ and \_\_\_\_\_

It is a noun verb adjective adverb preposition (circle one).

It means

\_\_\_\_\_  
\_\_\_\_\_  
\_\_\_\_\_

A sentence with the word

\_\_\_\_\_  
\_\_\_\_\_  
\_\_\_\_\_



# Stone Soup ABC Order

potatoes

carrots

pepper

celery

barley

stone

soldiers

peas

meat

salt

1. \_\_\_\_\_

2. \_\_\_\_\_

3. \_\_\_\_\_

4. \_\_\_\_\_

5. \_\_\_\_\_

6. \_\_\_\_\_

7. \_\_\_\_\_

8. \_\_\_\_\_

9. \_\_\_\_\_

10. \_\_\_\_\_






S  
T  
O  
n  
e

S  
O  
U  
P

# Stone Soup



# Stone Soup Recipe

One very clean stone

A variety of vegetables brought in by students

Chicken, beef or vegetable broth

Salt and pepper

Garlic and other desired spices

A can of tomato paste (if desired)

Cooperation and Kindness

Put all the ingredients in a **LARGE** crockpot or two on high all day!

At the end of the day I always add some butter for extra flavor.

Dear Parents,



This week we will be reading an old folktale titled, Stone Soup. This is a wonderful story that illustrates how when everyone comes together, something wonderful is created. In this spirit, we are asking that everyone bring in one can, small bag, or precooked vegetable to add to our class soup. We will be cooking the soup in the classroom and tasting it on Friday.



Thank you,





# How To Make Stone Soup

A large, empty rectangular box with a dashed border and rounded corners, intended for the first step of the recipe.A large, empty rectangular box with a dashed border and rounded corners, intended for the second step of the recipe.A large, empty rectangular box with a dashed border and rounded corners, intended for the third step of the recipe.



Name \_\_\_\_\_

# Stone Soup

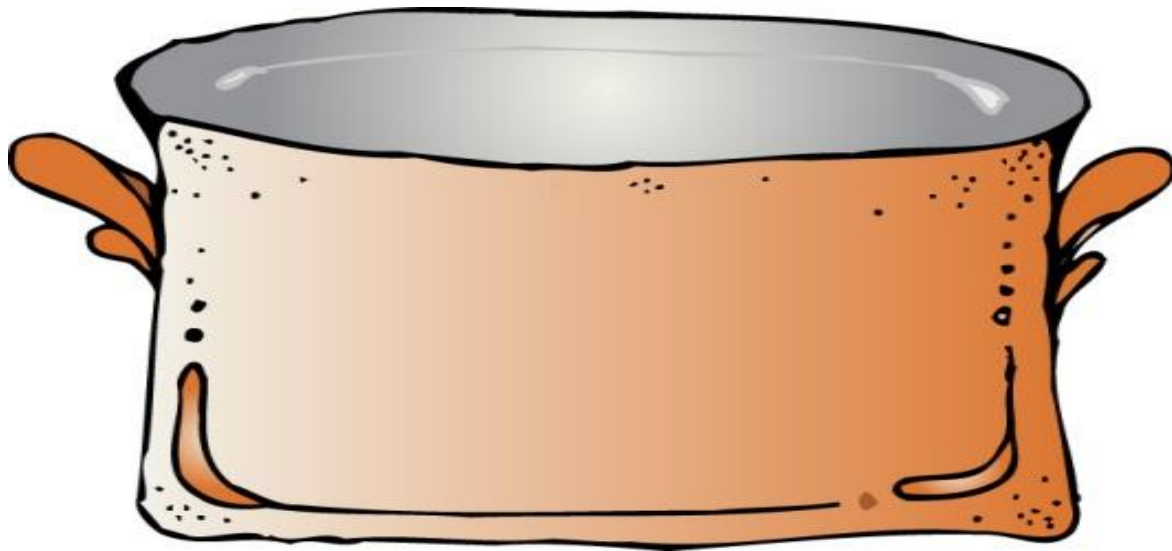


Today we made Stone Soup! I thought it tasted...

GOOD      OKAY      BAD

This is what I looked like when I tasted it...

These are these are the things we put in our soup!



# The Most Important Ingredient in the Soup Was...



# Our Vegetable Graph



1	2	3	4	5	6	7	8	9	10

Our class had the most \_\_\_\_\_ in  
our soup. I brought \_\_\_\_\_.  
My favorite vegetable is \_\_\_\_\_.

# Our Vegetable Graph



					-				
1	2	3	4	5	6	7	8	9	10

The majority of kids in our class brought \_\_\_\_\_.

The fewest number of kids brought \_\_\_\_\_.

My favorite vegetable is \_\_\_\_\_.

# How to Make Stone Soup...

**First** \_\_\_\_\_

\_\_\_\_\_

\_\_\_\_\_

**Then** \_\_\_\_\_

\_\_\_\_\_

\_\_\_\_\_

**Next** \_\_\_\_\_


\_\_\_\_\_

\_\_\_\_\_

**Finally** \_\_\_\_\_

\_\_\_\_\_

\_\_\_\_\_





Graphics & fonts © Dianne J. Hook [www.djinkers.com](http://www.djinkers.com)



# Stone Soup

is

tastes

smells

---

---

---

---

---

---

---

---

---

# Stone Soup...



---

---

---


---

---

---

---

---



---

---

---

# Stone Soup...




\_\_\_\_\_

\_\_\_\_\_

\_\_\_\_\_

\_\_\_\_\_



\_\_\_\_\_

\_\_\_\_\_

# Culminating Activity

As a fun and meaningful wrap up for this unit, have each student bring in a stone, or better yet, go for walk and find stones together if possible. Have students come up with a word, phrase or quote that reminds them of the lesson learned in Stone Soup, help them write it out on paper and then give them Sharpies to write on their rocks.

