

HAPPY



CAMPER



2nd Camping Buddies this summer you must...


- Complete the summer packet provided in your personal best writing.
- You need the book *Mercy Watson to the Rescue* by Kate DiCamillo and you need to read it twice and be ready to quiz when you return.
- Go to any beach and provide a 4X6 picture of yourself at the beach.
- You must attend Mass at another Roman Catholic Church/Cathedral and take a picture in front of the Church with your family and submit a 4X6 picture.

Getting Ready for
SECOND GRADE!


This Book Belongs to:

By: Jaime Pink
Bright Concepts 4 Teachers






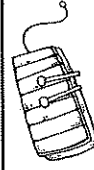



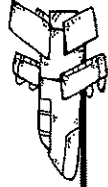
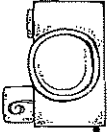
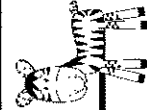
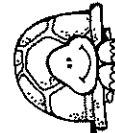
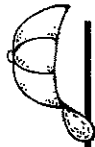
ABC Snapshots



Directions: Use your best printing to write all the uppercase and lowercase letters of the alphabet.

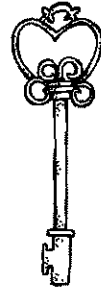
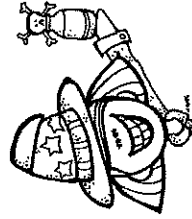
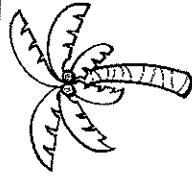
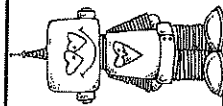

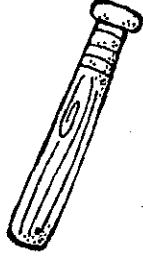

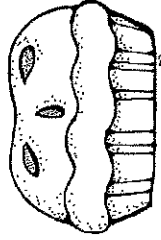
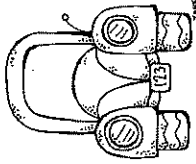

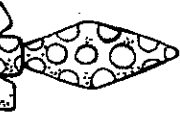
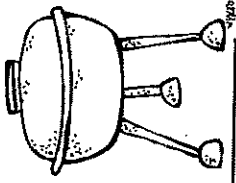
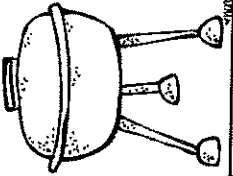


Aa







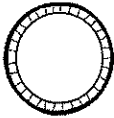

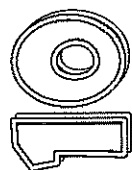






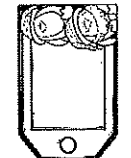
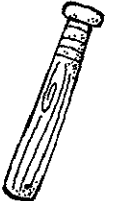

Beginning Sound BBQ


Directions: Look at each picture. Say the word. Write the letter it BEGINS with.



Back To The Beginning





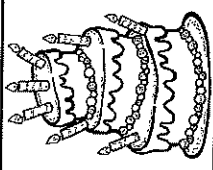

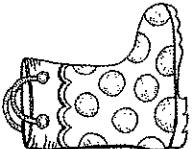
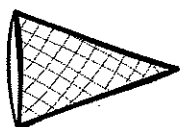

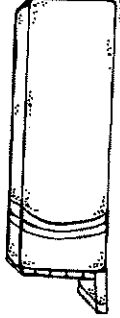

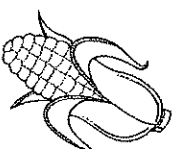

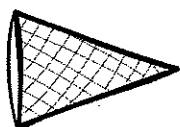

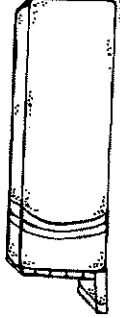

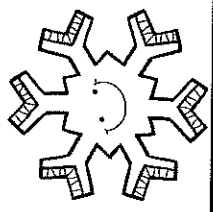
Directions: Make a new word from an old word by changing the beginning letter.

Change  <u>corn</u> into 	----- ----- -----
Change  <u>band</u> into 	----- ----- -----
Change  <u>dish</u> into 	----- ----- -----
Change  <u>ten</u> into 	----- ----- -----
Change  <u>cake</u> into 	----- ----- -----
Change  <u>spoon</u> into 	----- ----- -----
Change  <u>bag</u> into 	----- ----- -----
Change  <u>bat</u> into 	----- ----- -----




Back To The Beach

Directions: Look at each picture. Say the word. Write the letter it ENDS with.


					
					
					

What Is At The End?


Directions: Look at each picture. Say the word. Write the letter it ENDS with. Use lowercase letters.




pi__




rabbi__




do__




snai__



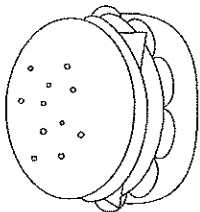
shar__



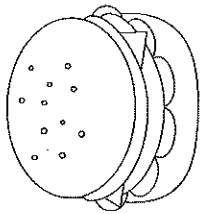
bir__




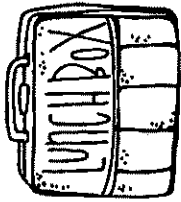
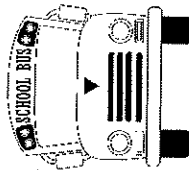

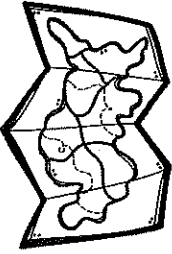
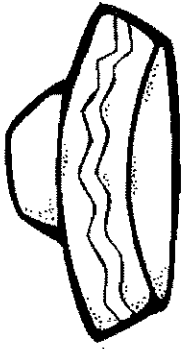
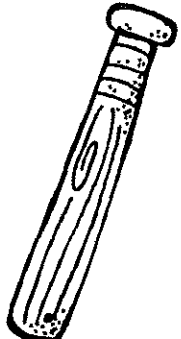
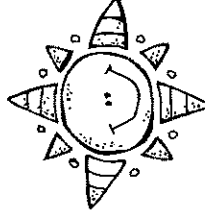
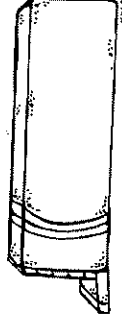


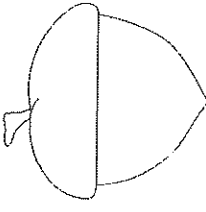


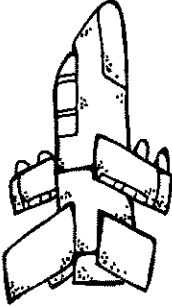
he__

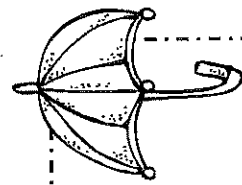
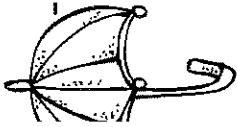


What's In the Middle?



Directions: Look at each picture. Write the missing vowel on each line.

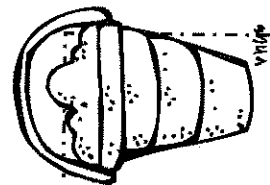
 h n	 b x	 b s	 b g	 m p	 h t
 b t	 s n	 g m	 b g		
 h n	 n t	 s d	 m g		
 j t					



Raining Rhymes

Directions: Read the words in the boxes below. If the two words rhyme, color the box

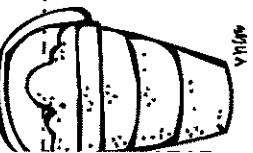
big	hat	pot	cap	bat
fig	tap	cot	tap	but
pen	sit	see	pink	ran
pin	put	me	drink	man
cup	lift	hen	drip	tub
cab	left	ten	ship	tab



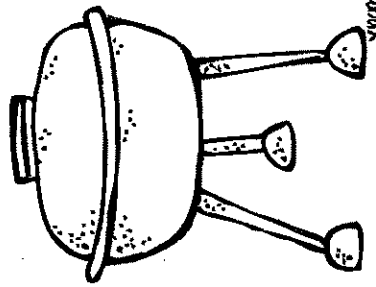
vnu

Sandy Syllables


Directions: Look at each picture. Say the word. Write the number of syllables on the line.




vnu

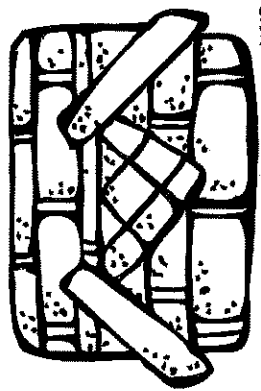


vnu

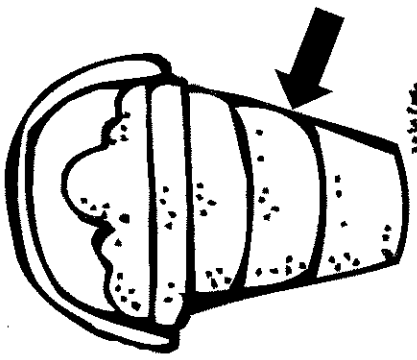


vnu

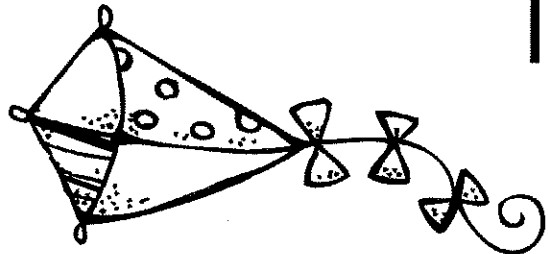






vnu

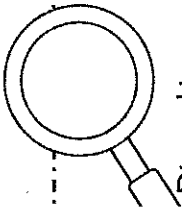


vnu









Something Is Wrong

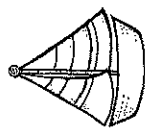
Directions: Look at each group of pictures below. Cross out the object that does NOT belong in the group.

Compound Word Sandcastles


Directions: Add a word from the word box to each word below to make a new word. Then write the new compound word on the second line.



Compound Words: two separate words, put together to make a new word




+ boat =




+ pack =



+ shine =



+ tub =



+ pot =

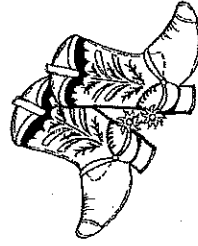


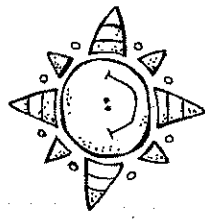
+ light =

+ ball =

+ fall =

+ brush =

+ boy =



bath

sail

water

star

cow

back

sun

tooth

foot

flower

Proper Nouns: Are You Special?

Directions: Read the words in the boxes below. If the words name a special noun, color the box blue. If the words name a common noun, color the box green.

Disneyland	baseball	Thanksgiving	forest	thunder
school	Oakdale Street	backpack	crayons	January
peanut butter and jelly	Texas	United States	principal	New York

What Month Is It?

Directions: Use the words at the bottom of the page to help you unscramble the months of the year.
*Don't forget each month starts with a capital letter because they are proper nouns.

tuagsu

nayrjau

recmdebe

yjul

aym

mevrbone

ejnu

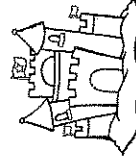
baferyru

hrmac

tebresepm

ralip

boetcor



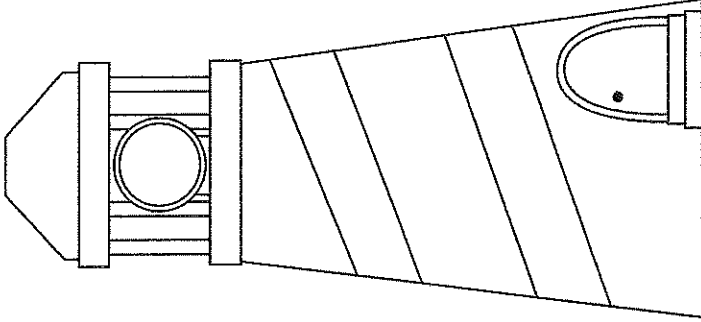
January	February	March	April	May	June
July	August	September	October	November	December

The Long and Short of It

Directions: Read the words at the bottom of the page. If the word has a SHORT vowel sound, color it RED. If the word has a LONG vowel sound, color it GREEN. Then, cut the words and glue them under the correct category.

Short Vowels

Long Vowels



pig

rode

judge

bags

fire

bug

class

bite

tale

grade

jump

get


fox

dress


like

Beach Pail Parts of Speech

Directions: Read the words at the bottom of the page. If the word is a noun, color it yellow. If the word is a verb, color it green. Then, cut the words and glue them under the correct category.



person, place or
thing



a word that shows
action

sand	dig	crabs	sweating	pail
eat	fish	shovel	swim	sit
beach	build	burning	towel	ran

Addition and Subtraction Match Up

Directions: Draw a line to match each problem with its sum or difference.

A. $8+2=$	13	D. $14-10=$	8	G. $10+2=$	8
B. $8+10=$	14	E. $16-11=$	18	H. $15-11=$	17
C. $0+9=$	14	F. $12-10=$	4	I. $11-4=$	11
D. $3+5=$	10	G. $15-3=$	10	J. $9+9=$	9
E. $5+7=$	17	H. $17-9=$	6	K. $12-3=$	7
F. $8+9=$	12	I. $18-0=$	8	L. $5+6=$	18
G. $6+7=$	8	J. $17-8=$	5	M. $2+4=$	6
H. $8+10=$	18	K. $16-8=$	9		
I. $1+5=$	6	L. $14-1=$	13		
J. $7+7=$	9	M. $18-0=$	8		
K. $11+9=$	18	N. $17-8=$	5		
L. $6+3=$	20	O. $16-8=$	9		

A. $8+2=$	13	D. $14-10=$	8	G. $10+2=$	8
B. $8+10=$	14	E. $16-11=$	18	H. $15-11=$	17
C. $0+9=$	14	F. $12-10=$	4	I. $11-4=$	11
D. $3+5=$	10	G. $15-3=$	10	J. $9+9=$	9
E. $5+7=$	17	H. $17-9=$	6	K. $12-3=$	7
F. $8+9=$	12	I. $18-0=$	8	L. $5+6=$	18
G. $6+7=$	8	J. $17-8=$	5	M. $2+4=$	6
H. $8+10=$	18	K. $16-8=$	9		
I. $1+5=$	6	L. $14-1=$	13		
J. $7+7=$	9	M. $18-0=$	8		
K. $11+9=$	18	N. $17-8=$	5		
L. $6+3=$	20	O. $16-8=$	9		

A. $8+2=$	13	D. $14-10=$	8	G. $10+2=$	8
B. $8+10=$	14	E. $16-11=$	18	H. $15-11=$	17
C. $0+9=$	14	F. $12-10=$	4	I. $11-4=$	11
D. $3+5=$	10	G. $15-3=$	10	J. $9+9=$	9
E. $5+7=$	17	H. $17-9=$	6	K. $12-3=$	7
F. $8+9=$	12	I. $18-0=$	8	L. $5+6=$	18
G. $6+7=$	8	J. $17-8=$	5	M. $2+4=$	6
H. $8+10=$	18	K. $16-8=$	9		
I. $1+5=$	6	L. $14-1=$	13		
J. $7+7=$	9	M. $18-0=$	8		
K. $11+9=$	18	N. $17-8=$	5		
L. $6+3=$	20	O. $16-8=$	9		



Waves of Numbers 40-89

Directions: Write the numbers to 89. Start at 40.



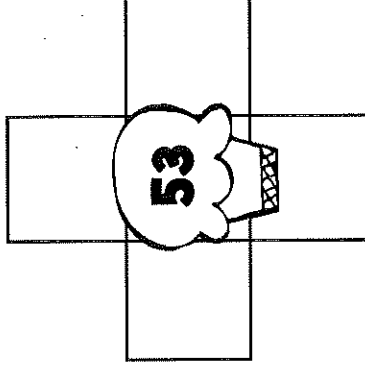
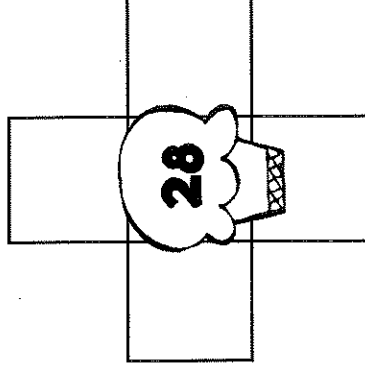
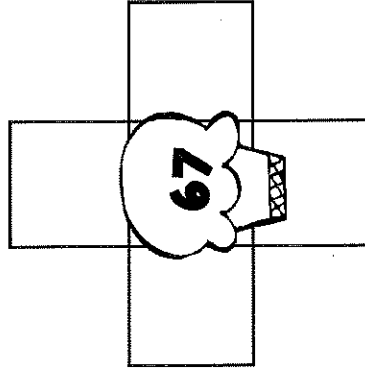
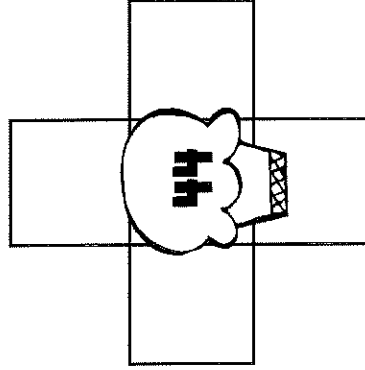
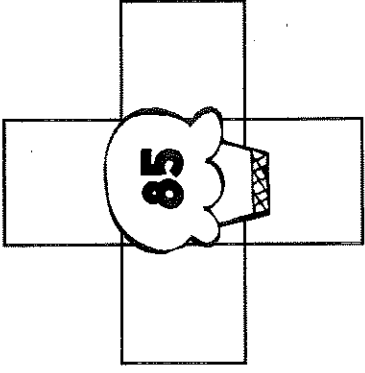
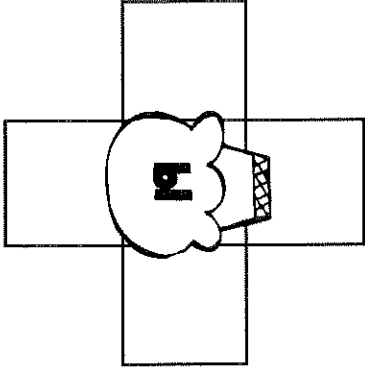
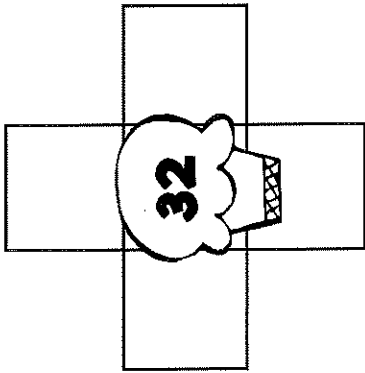

40									
	51								
			63						
						77			
		82							

Use the chart to answer each question.

- A. What is 10 MORE than 66? _____
- B. What is 10 LESS than 78? _____
- C. What is 1 LESS than 80? _____
- D. What is 1 MORE than 52? _____


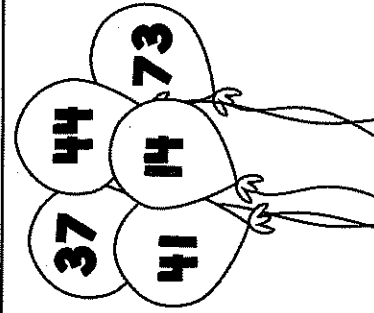
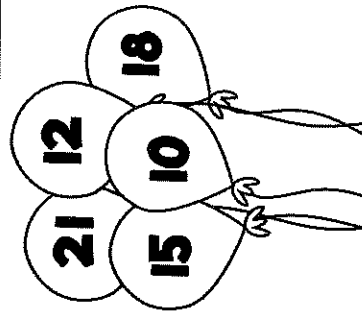
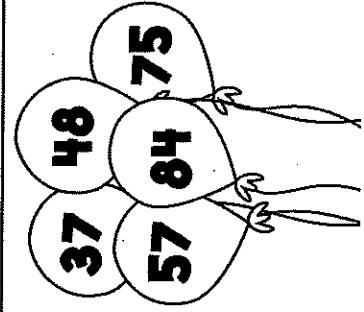
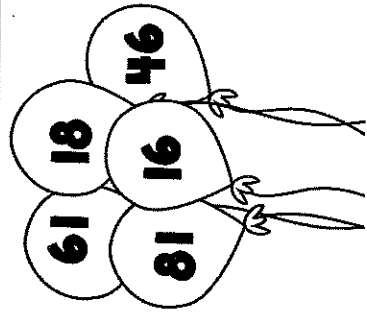
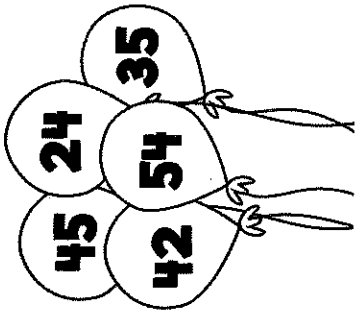
Don't Let It Melt

Directions: Look at each number. Write the numbers that are 10 more, 10 less, 1 more, and 1 less.



Balloon Bunches

Directions: Look at the numbers on each balloon. Order the numbers from GREATEST to LEAST.



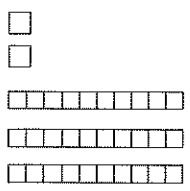
Two Digit Addition and Subtraction without Regrouping


Directions: Solve each problem. Write the sum or difference.

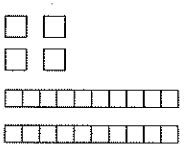
$\begin{array}{r} 56 \\ -43 \\ \hline \end{array}$	$\begin{array}{r} 83 \\ +12 \\ \hline \end{array}$	$\begin{array}{r} 76 \\ -30 \\ \hline \end{array}$	$\begin{array}{r} 84 \\ -31 \\ \hline \end{array}$	$\begin{array}{r} 24 \\ +15 \\ \hline \end{array}$
$\begin{array}{r} 22 \\ +7 \\ \hline \end{array}$	$\begin{array}{r} 26 \\ -13 \\ \hline \end{array}$	$\begin{array}{r} 38 \\ -17 \\ \hline \end{array}$	$\begin{array}{r} 63 \\ +24 \\ \hline \end{array}$	$\begin{array}{r} 23 \\ +25 \\ \hline \end{array}$
$\begin{array}{r} 29 \\ -12 \\ \hline \end{array}$	$\begin{array}{r} 58 \\ -40 \\ \hline \end{array}$	$\begin{array}{r} 68 \\ +21 \\ \hline \end{array}$	$\begin{array}{r} 39 \\ +20 \\ \hline \end{array}$	$\begin{array}{r} 57 \\ -23 \\ \hline \end{array}$
$\begin{array}{r} 32 \\ +33 \\ \hline \end{array}$	$\begin{array}{r} 79 \\ -58 \\ \hline \end{array}$	$\begin{array}{r} 44 \\ +11 \\ \hline \end{array}$	$\begin{array}{r} 31 \\ +25 \\ \hline \end{array}$	$\begin{array}{r} 93 \\ -42 \\ \hline \end{array}$


Buckets of Place Value


Directions: Count how many tens and ones. Write the number in the boxes. Write the number on the line.

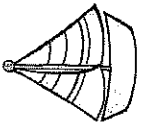
	<table border="1"> <tr> <td>tens</td> <td>ones</td> </tr> <tr> <td> </td> <td> </td> </tr> </table>	tens	ones			<hr/>
tens	ones					

	<table border="1"> <tr> <td>tens</td> <td>ones</td> </tr> <tr> <td> </td> <td> </td> </tr> </table>	tens	ones			<hr/>
tens	ones					

	<table border="1"> <tr> <td>tens</td> <td>ones</td> </tr> <tr> <td> </td> <td> </td> </tr> </table>	tens	ones			<hr/>
tens	ones					

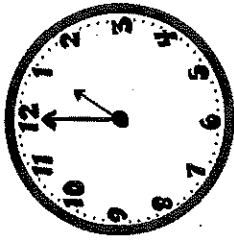
	<table border="1"> <tr> <td>tens</td> <td>ones</td> </tr> <tr> <td> </td> <td> </td> </tr> </table>	tens	ones			<hr/>
tens	ones					

	<table border="1"> <tr> <td>tens</td> <td>ones</td> </tr> <tr> <td> </td> <td> </td> </tr> </table>	tens	ones			<hr/>
tens	ones					




Sailing Through Time


Directions: Look at each clock. Then write the time shown on the line.




A. _____




B. _____




C. _____




D. _____




E. _____




F. _____




G. _____




H. _____



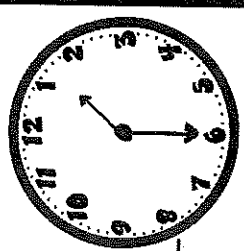
I. _____




J. _____



K. _____





L. _____



Summertime Graphing



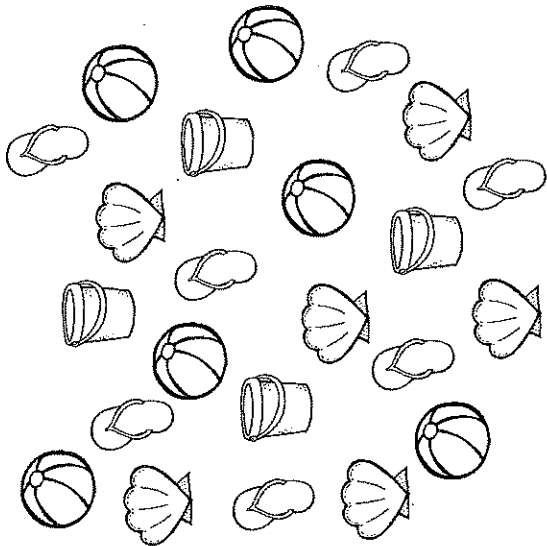
Directions: Color the picture. Count the objects. Create a bar graph.



Flipping for Graphs



Directions: Use the following picture to create a tally chart. Use the tally chart to create a bar graph. Then, answer the questions below, after you have completed the bar graph. You have spent the day at the beach with your friends. This is what you saw at the beach:



Tally Marks

bucket	
flip flop	
shell	
ball	

Things At the Beach

8 7 6 5 4 3 2 1

bucket **flip flop** **shell** **ball**

What item did you see the most at the beach?




What item did you see the least?

How many buckets AND Flip Flops did you see?


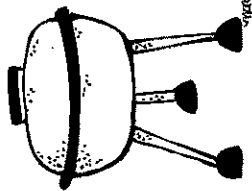
How many more shells than balls did you see?

Measuring Madness

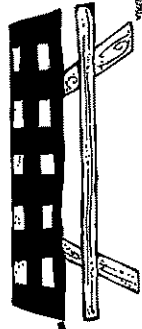
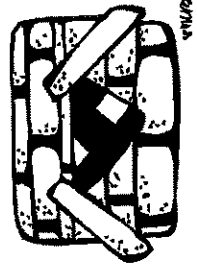
Directions: Use a ruler to measure the distance between each picture.



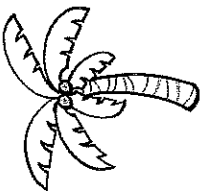
about _____ inches



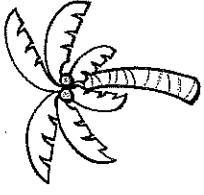
about _____ inches



about _____ inches



What is Missing?



Directions: Look at each number sentence. Write the missing number to make the number sentence true.

$15 = \underline{\quad} + 7$

$9 + \underline{\quad} = 18$

$4 + \underline{\quad} = 10$

$19 = \underline{\quad} + 8$

$25 - \underline{\quad} = 9$

$13 = 18 - \underline{\quad}$

$20 - \underline{\quad} = 8$

$16 - \underline{\quad} = 9$

$22 = 12 + \underline{\quad}$

$\underline{\quad} + 7 = 13$

$6 + \underline{\quad} = 14$

$11 = \underline{\quad} + 7$

Directions: Look at each number sentence. Write $>$, $<$ or $=$ to make the number sentence true.

$7 \underline{\quad} 9$

$67 \underline{\quad} 76$

$82 \underline{\quad} 82$

$68 \underline{\quad} 86$

$110 \underline{\quad} 101$

$39 \underline{\quad} 39$

$121 \underline{\quad} 112$

$53 \underline{\quad} 35$

$74 \underline{\quad} 47$

$42 \underline{\quad} 24$

$101 \underline{\quad} 110$

$29 \underline{\quad} 92$